

GE/RT8000/S4
Rule Book

Trains or shunting movements detained on running lines

Issue 5

September 2015

Comes into force 5 December 2015



Published by:

RSSB

The authoritative version of this document is available at
www.rssb.co.uk/rgsonline

Contents approved by Traffic Operation and Management
Standards Committee.



Enquiries on this document can be forwarded to:
enquirydesk@rssb.co.uk

First issued June 2003
Issue 5, September 2015
Comes into force 05 December 2015

© Copyright 2015
Rail Safety and Standards Board Limited

You will need this module if you carry out the duties of a:

- driver
- shunter
- signaller.

Conventions used in the Rule Book	Example
A black line in the margin indicates a change to that rule and is shown when published in the module for the first time.	
Green text in the margin indicates who is responsible for carrying out the rule.	driver
A white i in a blue box indicates that there is information provided at the bottom of the page.	
<div style="border: 2px solid red; padding: 5px;">A rule printed inside a red box is considered to be critical and is therefore emphasised in this way.</div>	

Section

1**Contacting the signaller - standard arrangements**

- 1.1 When to contact the signaller
- 1.2 How to contact the signaller
- 1.3 When speaking to the signaller
- 1.4 When speaking to the driver
- 1.5 Driver being conducted

2**Contacting the signaller - non standard arrangements**

- 2.1 Number displayed on telephone sign
- 2.2 White diamond sign with a telephone number displayed
- 2.3 During poor visibility
- 2.4 Trains conveying sensitive traffic

3**Limited clearance at signal post telephones**

- 3.1 Limited clearance warning sign
- 3.2 Yellow or white diamond with the letter X, or yellow roundel on the telephone cabinet

4**Shunting movement detained on a running line**

1

Contacting the signaller - standard arrangements

The people responsible: driver, signaller

1.1 When to contact the signaller

When your train is detained on a running line at a signal at danger, or without a movement authority (MA), you must contact the signaller as soon as possible.

driver

However, you may wait for up to two minutes before contacting the signaller if you can see an obvious reason for the signal being at danger, or not having an MA such as:

- the section ahead being occupied by a train
- a conflicting movement being made.

If the signaller has told you to wait for the signal to clear, or for an MA, you must contact the signaller again every five minutes unless the signaller has given you other instructions.

1.2 How to contact the signaller

You must contact the signaller by using the train radio.

driver

If it is not possible to use the train radio and a signal post telephone is provided, you must use it to contact the signaller, unless limited clearance at the telephone prevents this. If a signal post telephone is not provided, or the signal post telephone has failed, you must contact the signaller by mobile phone, if available.

If you still cannot contact the signaller, you must either:

- use the telephone at another signal
- use a lineside telephone
- go to the signal box.

1.3 When speaking to the signaller

driver

You must first make sure:

- you are speaking to the correct signaller
- the signaller clearly understands at which signal or block marker your train is standing and on which line.

If you are detained without an MA and you are not at a signal or block marker, you must reach a clear understanding with the signaller of the location of your train and the line on which it is standing.

You must tell the signaller your train reporting number.

1.4 When speaking to the driver

signaller

If the train is required to wait at the signal, or block marker, you must:

- tell the driver the reason for the delay
- instruct the driver to 'wait for the signal', or 'wait for an MA'.

1.5 Driver being conducted

driver

If you do not have the required route knowledge and are accompanied by a conductor driver, the conductor driver must contact the signaller. The conductor driver must pass on to you any instructions given by the signaller.

2

Contacting the signaller - non standard arrangements

The people responsible: *driver, signaller*

2.1 Number displayed on telephone sign

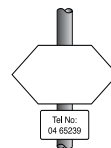
If there is a number on the telephone sign associated with the signal, or a waiting time is shown in the *Sectional Appendix* for signals in a specified area, instead of contacting the signaller as soon as possible, you must do so within the number of minutes shown.



driver

2.2 White diamond sign with a telephone number displayed

If a white diamond sign has a telephone number displayed and you cannot contact the signaller by any means from the driving cab, you must only leave your cab to use another telephone:



driver

- in an emergency, or
- if the driver of a train on another line, or a competent person has told you that the signaller has blocked the adjacent line and it is safe to get down from your cab to use another telephone.

If the driver cannot contact you and you are not able to clear the signal or issue an MA, you must instruct the driver of a train which is to pass on another line to:

- stop opposite the driving cab of the detained train
- relay your message to the driver of the detained train.

signaller

signaller If no train is available for the driver to relay your message, you must arrange for trains on the adjacent line to be stopped and then for a competent person to tell the driver of the detained train that:

- the (named) line is blocked
- it is safe to get down from the cab to use another telephone.

You must not resume normal working on the adjacent line until you are sure that the train has proceeded from the signal at which it was detained.

2.3 During poor visibility

driver On other than TCB or ERTMS lines, if the signal does not have a white diamond sign and visibility is less than 180 metres (approximately 200 yards), you must contact the signaller immediately.

If the signal has a white diamond sign and you have to use another telephone or go to the signal box, you must do so within 10 minutes.

2.4 Trains conveying sensitive traffic

driver If your train is a block train of dangerous goods or a mail or postal train, you must contact the signaller immediately. You should only use a signal post telephone to do this if you have been unable to contact the signaller by the train radio or mobile telephone.

signaller If you cannot identify the reason for the signal being at danger or an MA not being received, and the train is a block train of dangerous goods or a mail or postal train, you must treat this as suspicious and call the police immediately.

3 Limited clearance at signal post telephones

The people responsible: **driver, signaller**

3.1 Limited clearance warning sign

Where there is a limited clearance warning sign at the signal but no white or yellow diamond sign with the letter 'X' shown, you may use the telephone because:

- it is in a position of safety in relation to the adjacent running line
- protection is provided by the presence of your train.

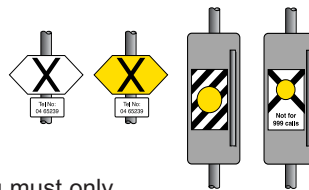


driver

3.2 Yellow or white diamond with the letter X, or yellow roundel on the telephone cabinet

You must not normally leave your cab to use a signal post telephone where there is a:

- yellow or white diamond sign with the letter 'X' at the signal
- yellow roundel on the telephone cabinet.



driver

If one of these signs are displayed you must only leave your cab to use the telephone:

- in an emergency, or
- if the driver of a train on another line, or a competent person has told you that the signaller has blocked the line adjacent to the telephone, and it is safe to get down from your cab to use the telephone.

signaller

If the driver cannot contact you and you are not able to clear the signal or issue an MA, you must instruct the driver of a train which is to pass on another line to:

- stop opposite the driving cab of the detained train
- relay your message to the driver of the detained train.

If no train is available for the driver to relay your message, you must arrange for trains on the line adjacent to the telephone to be stopped and then for a competent person to tell the driver of the detained train that:

- the (named) line is blocked
- it is safe to get down from the cab to use the telephone.

You must not resume normal working on the line adjacent to the telephone until you are sure that the train has proceeded from the signal at which it was detained.

4 Shunting movement detained on a running line

*The people responsible: **driver, shunter***

If your shunting movement has been detained an unusually long time, you must remind the signaller in the quickest way possible. This may mean that you have to go to the signal box or send the shunter to do this.

driver

You must go to the signal box to remind the signaller if your shunting movement has been detained on a running line for an unusually long time and the driver instructs you to do so.

shunter

**Corporate member of
Plain English Campaign
Committed to clearer
communication**

172

